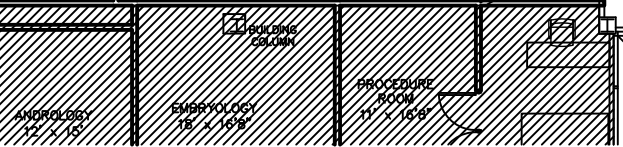
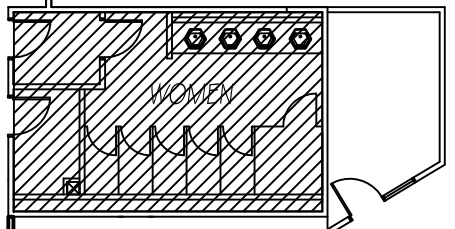
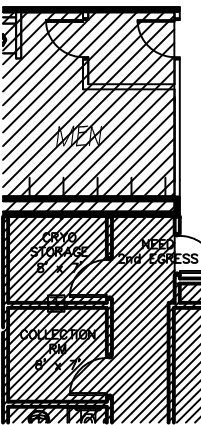


AVAILABLE

AVAILABLE
Suite 486
5,558 S.F.

4TH FLOOR
CORPORATE 4
SHELTON, CT

FACE FROM
TRY DOOR



EM Exit Stair

SC-02

EL.

EL.

REF.

ele

WOMEN

MEN

ANDROLOGY
12' x 10'

EMBRYOLOGY
18' x 16'

PROCEDURE
ROOM
11' x 15'

LANDING
COLUMN

CRYO
STORAGE
8' x 7'

COLLECTION
RM
8' x 7'

NEEDLE
EXPRESS